

In this 3D model, facets appear as semi-transparent to reveal overhangs.

PREPARED FOR

Contact:	Guinevere Giles
Company:	Grace Roofing LLC
Address:	1562 New Scotland Rd Slingerlands, NY 12159-9292
Phone:	518-209-4224

TABLE OF CONTENTS

Images	1
Length Diagram	4
Pitch Diagram	5
Area Diagram	6
Notes Diagram.....	7
Report Summary.....	8

MEASUREMENTS

Total Roof Area =1,488 sq ft
 Total Roof Facets =6
 Predominant Pitch =7/12
 Number of Stories >1
 Total Ridges/Hips =56 ft
 Total Valleys =11 ft
 Total Rakes =99 ft
 Total Eaves =131 ft

Measurements provided by www.eagleview.com



Certified Accurate

www.eagleview.com/Guarantee.aspx

IMAGES

The following aerial images show different angles of this structure for your reference.

Top View



IMAGES

North Side



South Side



IMAGES

East Side



West Side



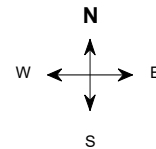
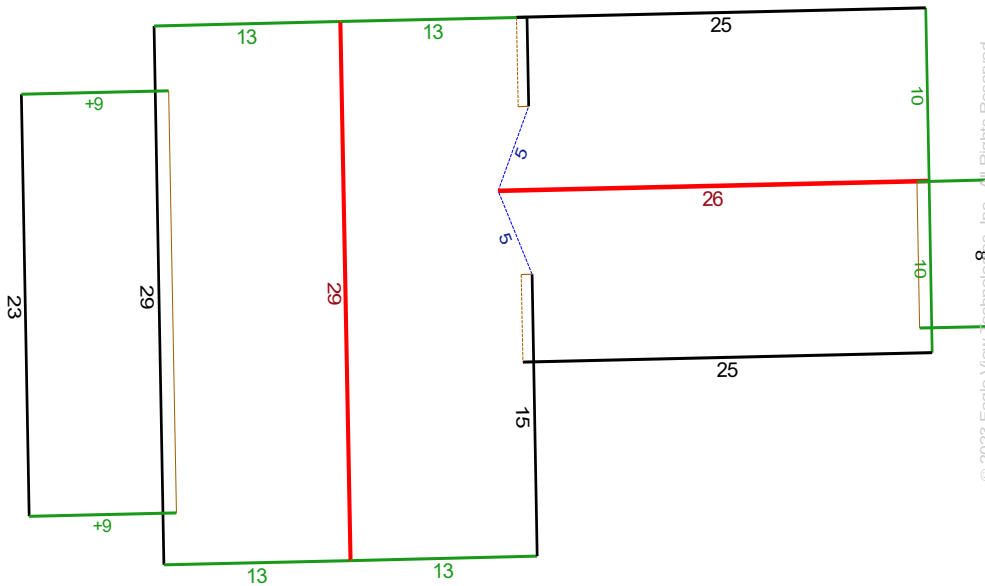
LENGTH DIAGRAM

Total Line Lengths:

Ridges = 56 ft
Hips = 0 ft

Valleys = 11 ft
Rakes = 99 ft
Eaves = 131 ft

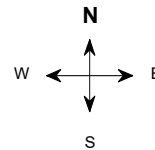
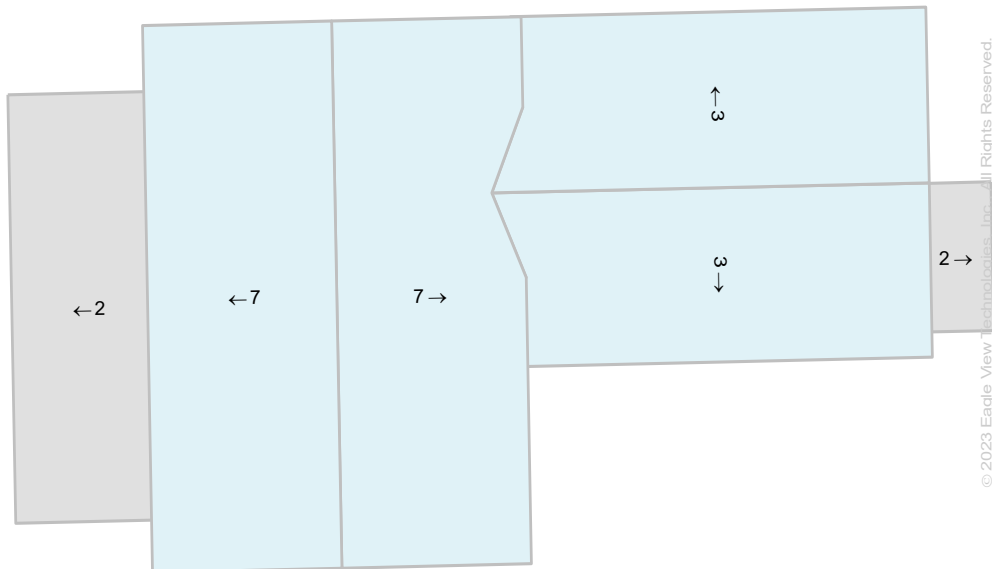
Flashing = 33 ft
Step flashing = 10 ft
Parapets = 0 ft



Note: This diagram contains segment lengths (rounded to the nearest whole number) over 5.0 Feet. In some cases, segment labels have been removed for readability. Plus signs preface some numbers to avoid confusion when rotated (e.g. +6 and +9).

PITCH DIAGRAM

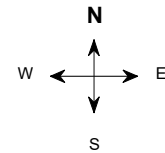
Pitch values are shown in inches per foot, and arrows indicate slope direction. The predominant pitch on this roof is 7/12



Note: This diagram contains labeled pitches for facet areas larger than 20.0 square feet. In some cases, pitch labels have been removed for readability. Blue shading indicates a pitch of 3/12 and greater. Gray shading indicates flat, 1/12 or 2/12 pitches.

AREA DIAGRAM

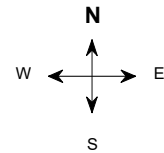
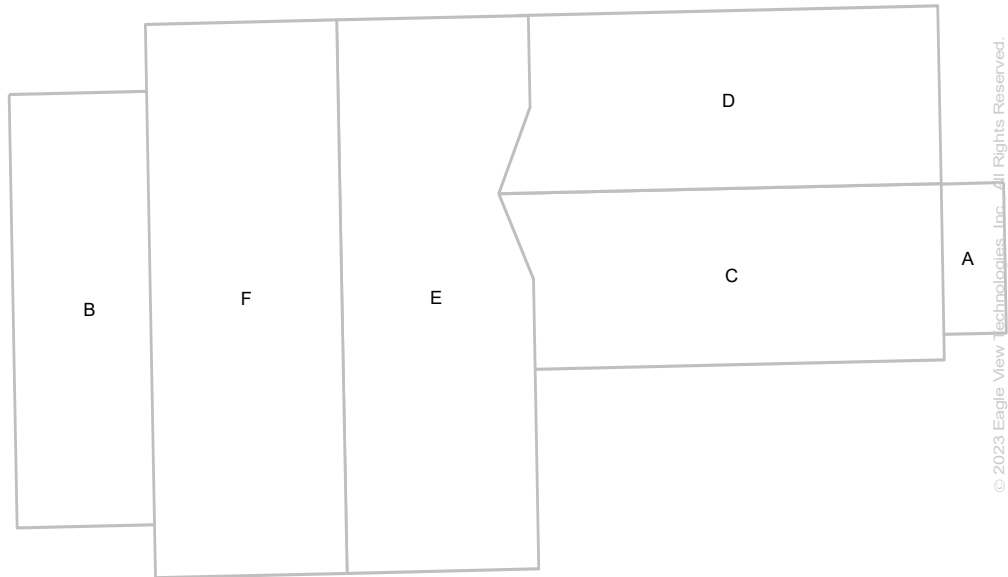
Total Area = 1,488 sq ft, with 6 facets.



Note: This diagram shows the square feet of each roof facet (rounded to the nearest Foot). The total area in square feet, at the top of this page, is based on the non-rounded values of each roof facet (rounded to the nearest square foot after being totaled).

NOTES DIAGRAM

Roof facets are labeled from smallest to largest (A to Z) for easy reference.



REPORT SUMMARY

All Structures

Areas per Pitch

Roof Pitches	2/12	3/12	7/12
Area (sq ft)	243.9	483.8	759.5
% of Roof	16.4%	32.5%	51%

The table above lists each pitch on this roof and the total area and percent (both rounded) of the roof with that pitch.

Structure Complexity

Simple	Normal	Complex
--------	--------	---------

Waste Calculation

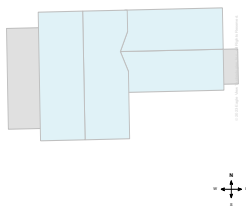
NOTE: This waste calculation table is for asphalt shingle roofing applications. All values in table below only include roof areas of 3/12 pitch or greater. For total measurements of all pitches, please refer to the **Lengths, Areas, and Pitches** section below.

Waste %	0%	5%	8%	10%	12%	15%	20%	25%	30%
Area (Sq ft)	1244	1307	1344	1369	1394	1431	1493	1555	1618
Squares *	12.66	13.33	13.66	14.00	14.00	14.33	15.00	15.66	16.33
	Measured			Suggested					

* Squares are rounded up to the 1/3 of a square

Additional materials needed for ridge, hip, and starter lengths are not included in the above table. The provided suggested waste factor is intended to serve as a guide—actual waste percentages may differ based upon several variables that EagleView does not control. These waste factor variables include, but are not limited to, individual installation techniques, crew experiences, asphalt shingle material subtleties, and potential salvage from the site. Individual results may vary from the suggested waste factor that EagleView has provided. The suggested waste is not to replace or substitute for experience or judgment as to any given replacement or repair work.

All Structures Totals



Total Roof Facets = 6

Lengths, Areas and Pitches

Ridges = 56 ft (2 Ridges)
 Hips = 0 ft (0 Hips).
 Valleys = 11 ft (2 Valleys)
 Rakes† = 99 ft (10 Rakes)
 Eaves/Starter‡ = 131 ft (7 Eaves)
 Drip Edge (Eaves + Rakes) = 230 ft (17 Lengths)
 Parapet Walls = 0 (0 Lengths).
 Flashing = 33 ft (4 Lengths)
 Step flashing = 10 ft (2 Lengths)
 Predominant Pitch = 7/12

Total Area (All Pitches) = 1,488 sq ft

Property Location

Longitude = -73.8112583
 Latitude = 42.7419027

Notes

This was ordered as a residential property. There were no changes to the structure in the past four years.

† Rakes are defined as roof edges that are sloped (not level).
 ‡ Eaves are defined as roof edges that are not sloped and level.

25 Meeting House Rd # A, Albany, NY 12211

Report: 51692639

Online Maps

Online map of property

http://maps.google.com/maps?f=g&source=s_q&hl=en&geocode=&q=25+Meeting+House+Rd+#+A,Albany,NY,12211

Directions from Grace Roofing LLC to this property

http://maps.google.com/maps?f=d&source=s_d&saddr=1562+New+Scotland+Rd,Slingerlands,NY,12159-9292&daddr=25+Meeting+House+Rd+#+A,Albany,NY,12211

25 Meeting House Rd # A, Albany, NY 12211

Report: 51692639

IMPORTANT LEGAL NOTICE AND DISCLAIMER**Notice and Disclaimer**

No Warranty: The Copyrighted Materials are provided to you "as is," and you agree to use it at your own risk.

EagleView Technologies makes no guarantees, representations or warranties of any kind, express or implied, arising by law or otherwise, including but not limited to, content, quality, accuracy, completeness, effectiveness, reliability, fitness for a particular purpose, usefulness, use or results to be obtained from the Copyrighted Materials.

Contractors agree to always conduct a preliminary site survey to verify Roof Report ordered. In the event of an error in a Report, your sole remedy will be a refund of the fees paid by you to obtain this Report.